



Paper Parade is a collection of paper toys designed by Tiger Tea Illustration. From flying birds and dragons to little towns and zoos you can construct, you simply print off, cut out, and stick together!

Hints and Tips

- If you want to use card, make sure you lightly score any fold lines first.

- If you're using pva glue, you can put your paper toy flat between two heavy books to dry. This should stop the paper wrinkling or curling.

- You can share your creations on Twitter by using the hashtag **#PaperParade**

- As always, if you are making these toys with young children, supervise them when using scissors and glue.

- For really delicate or fiddly bits, you can use a fine scalpel. **This is to be done by a responsible person only and you should always use a safe cutting surface.**

- Got any suggestions? Feedback? A favourite animal you'd like to see made in to a paper toy? Get in touch! **colourme@tiger-tea.co.uk**

PLEASE NOTE: I am making these paper toy kits freely available but you must not pass them off as your own work. If you wish to share them then please provide a link to my portfolio website or an appropriate credit.

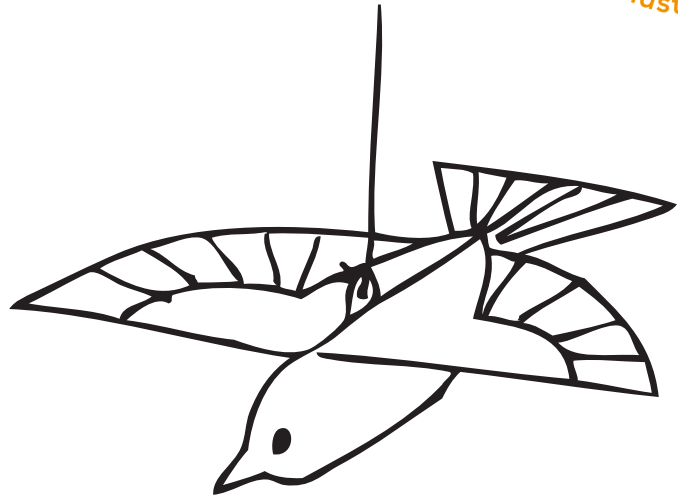
Thank you.

www.tiger-tea.co.uk

Robin - mobile

Materials:

scissors
paper or card
PVA glue or gluestick
colouring pencils



Instructions:




Print everything out.




Colour in!
Have fun :)




Cut out both sides of the bird and the little tabs.




Glue both sides of the bird together, blank sides facing. Glue the tabs together the same way.



Fold the bird in half along the main fold line, as shown. It should make a 'v'



Fold each wing down, as shown. It should make a 'm'



Glue the little tab somewhere along the back fold.



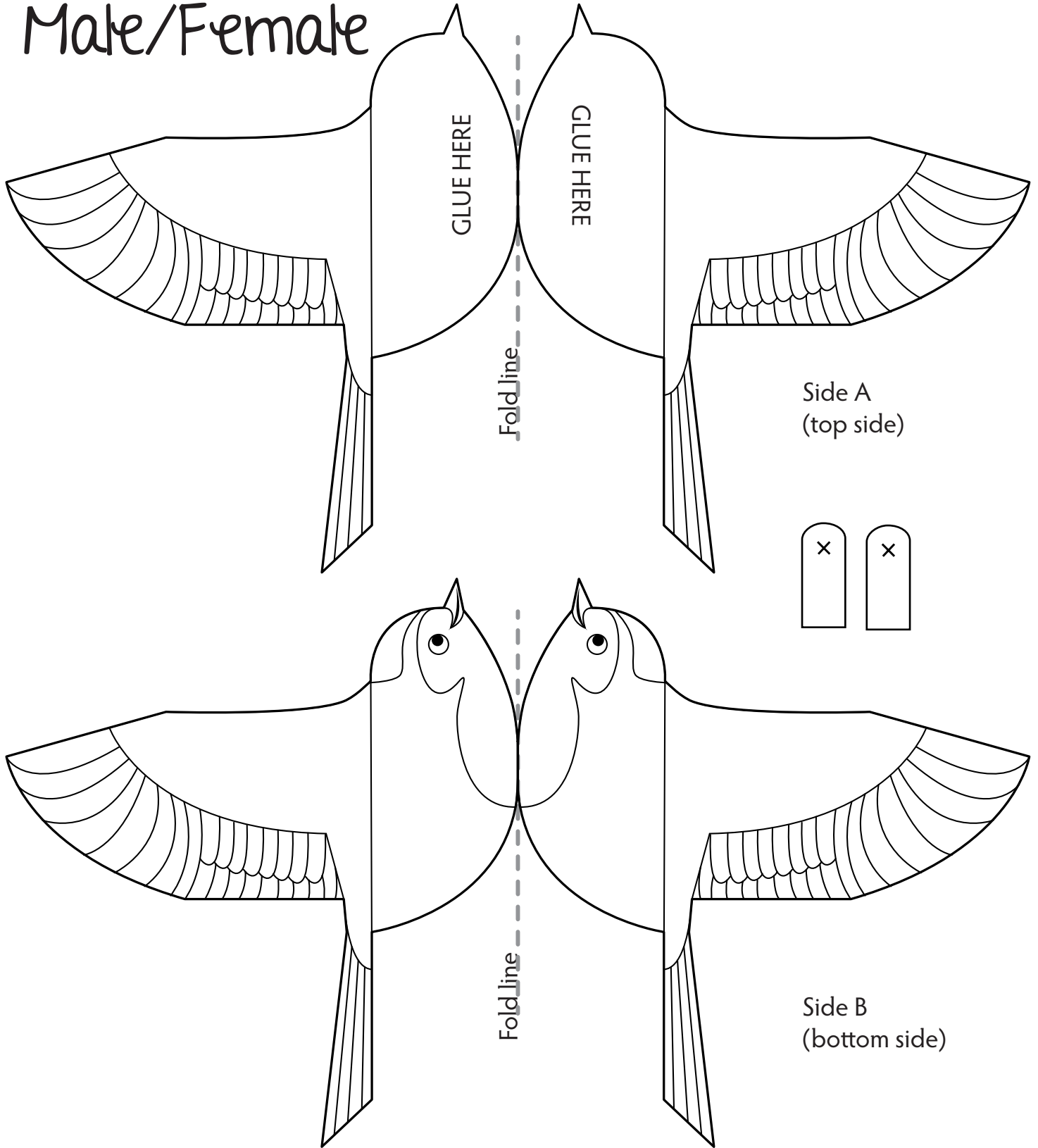
Glue the bird together. Make a little hole in the tab and use some string. Ta-da! Your bird is ready.

PLEASE NOTE: I am making these paper toy kits freely available but you must not pass them off as your own work. If you wish to share them then please provide a link to my portfolio website or an appropriate credit.

Thank you.

www.tiger-tea.co.uk

Male/Female

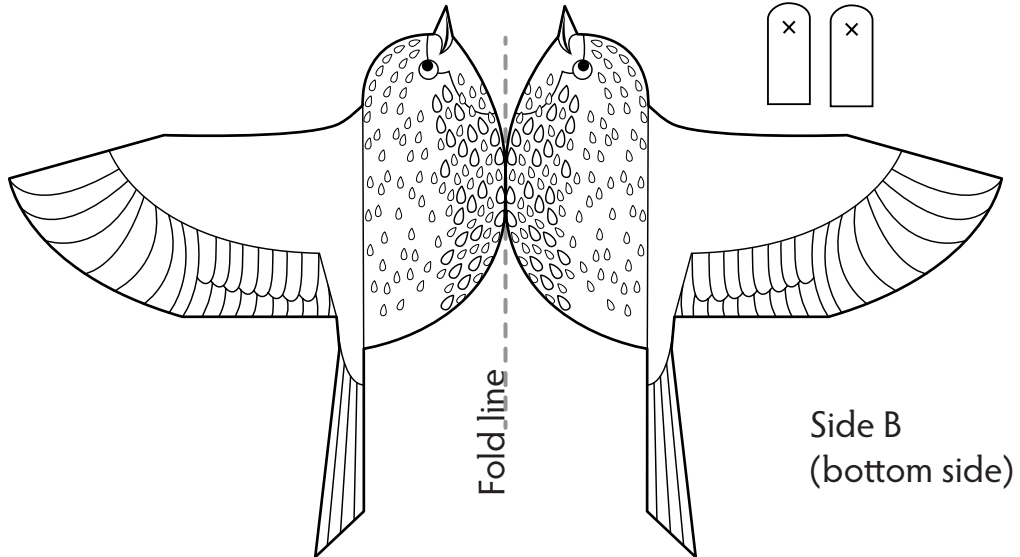
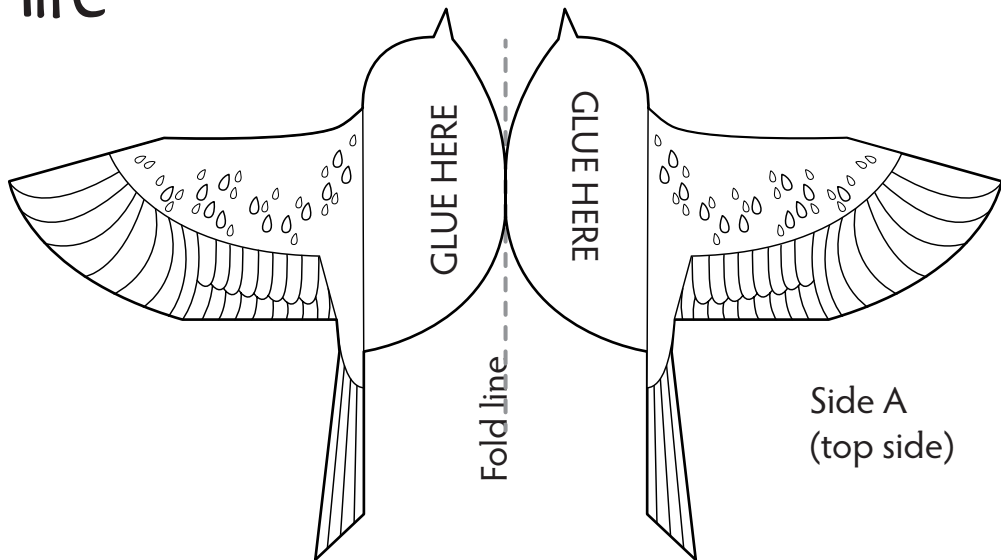


PLEASE NOTE: I am making these paper toy kits freely available but you must not pass them off as your own work. If you wish to share them then please provide a link to my portfolio website or an appropriate credit.

Thank you.

www.tiger-tea.co.uk

Juvenile



PLEASE NOTE: I am making these paper toy kits freely available but you must not pass them off as your own work. If you wish to share them then please provide a link to my portfolio website or an appropriate credit.

Thank you.

www.tiger-tea.co.uk